


IWC Series 6200/8200 Mulled Windows



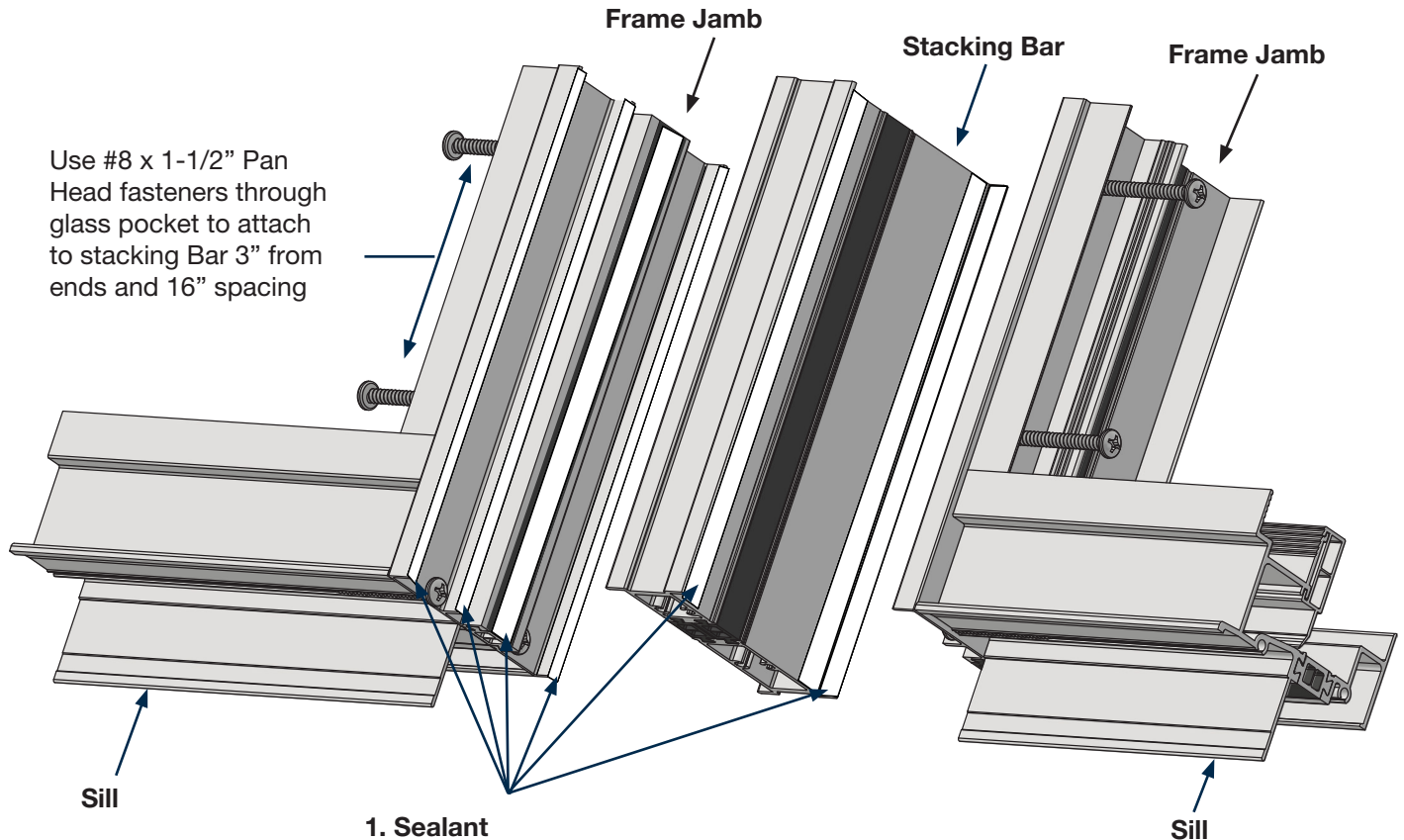
IWC Series 6200/8200

Stacking Bar Sealing Instructions

Critical Sealant Application

6200/8200 Window-to-Mull Assembly

*Use sealant
compatible with product
and construction materials.*



1. Sealant

Apply sealant to all mating surfaces of the Frame Jamb and both sides of the the Stacking Bar.

It is important to coat the inside surfaces of the legs of the Stacking Bar prior to joining.

Remove excess sealant after connections are made.

NOTE: Sealant must be wet during mating assembly.

IWC Series 6200/8200

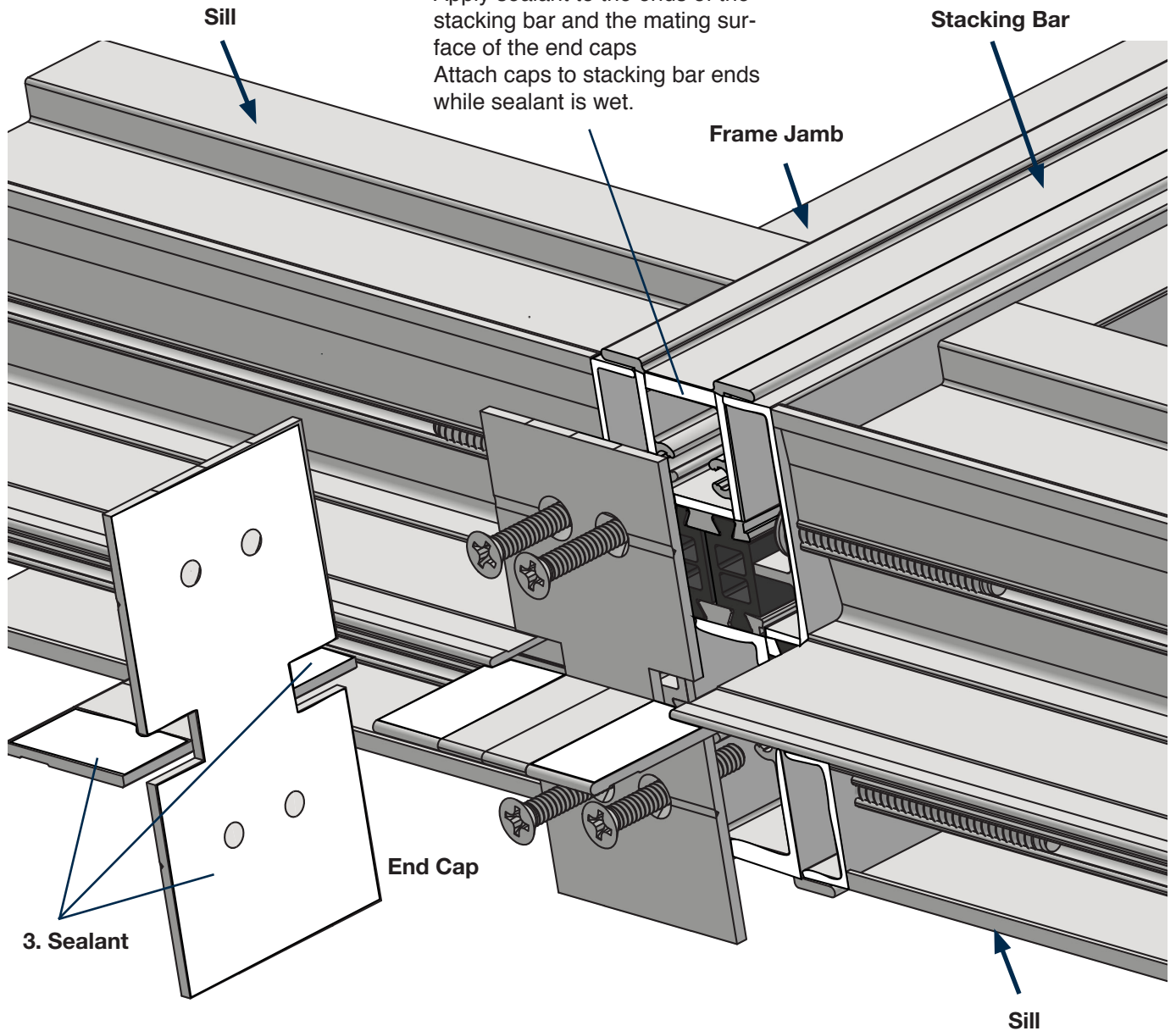
Stacking Bar Sealing Instructions

Critical Sealant Application

6200/8200 End Cap Installation

2. Sealant

Apply sealant to the ends of the stacking bar and the mating surface of the end caps
Attach caps to stacking bar ends while sealant is wet.



International Window North
1320 Performance Drive
Stockton, CA 95006
Ph: 209 323-6850
Fax: 510 471-9387

**INTERNATIONAL
WINDOW**

www.intlwindow.com

International Window South
2455 Wardlow Rd
Corona, CA 92880
Ph: 800 477-4032
Fax: 562 928-3492